

BARRIERS

# SW-1



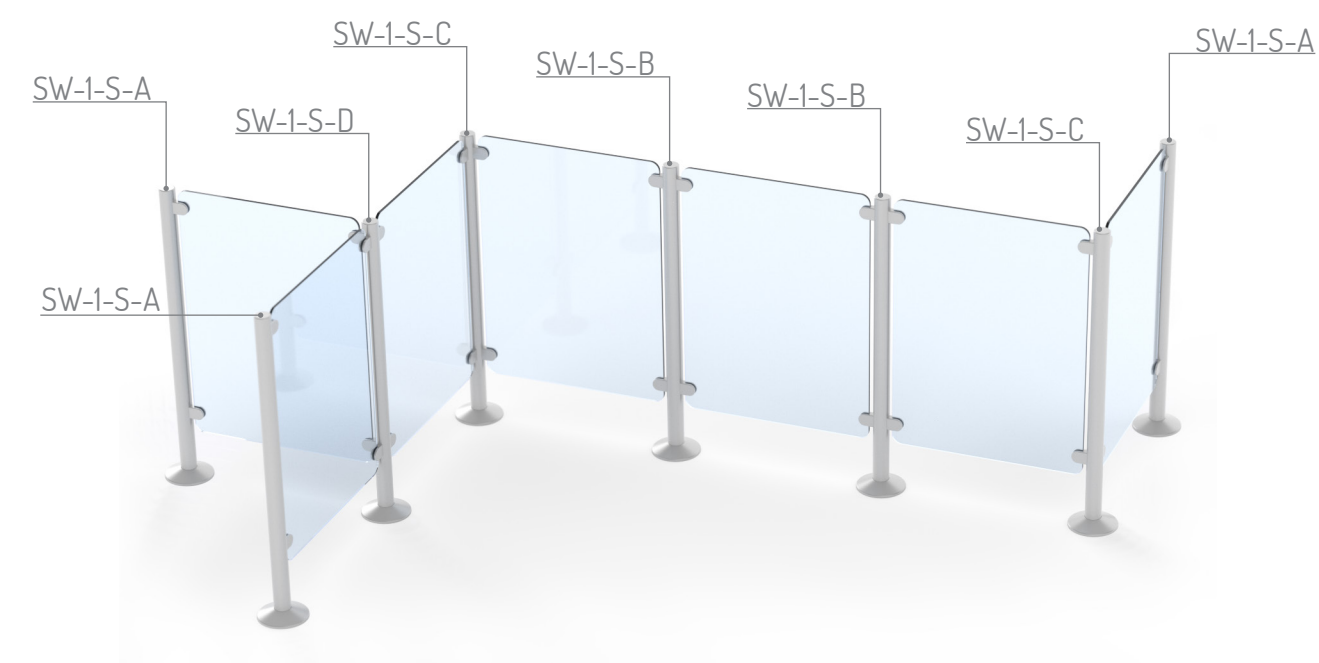




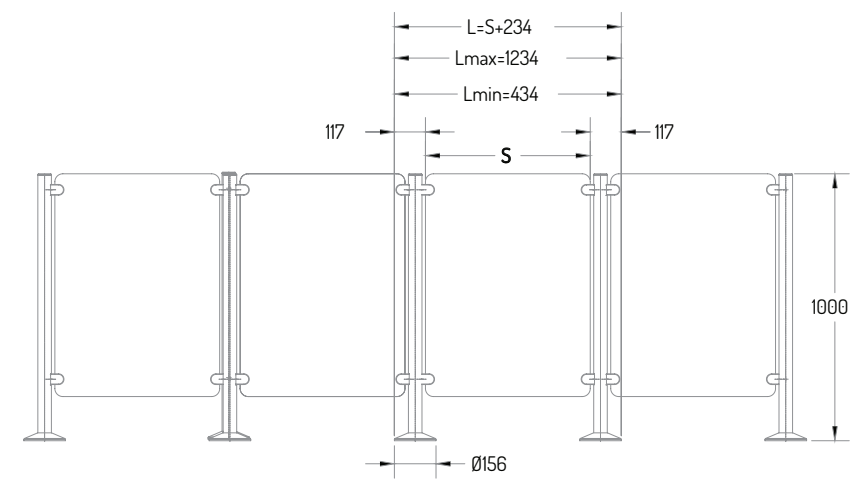
Non-contact access control



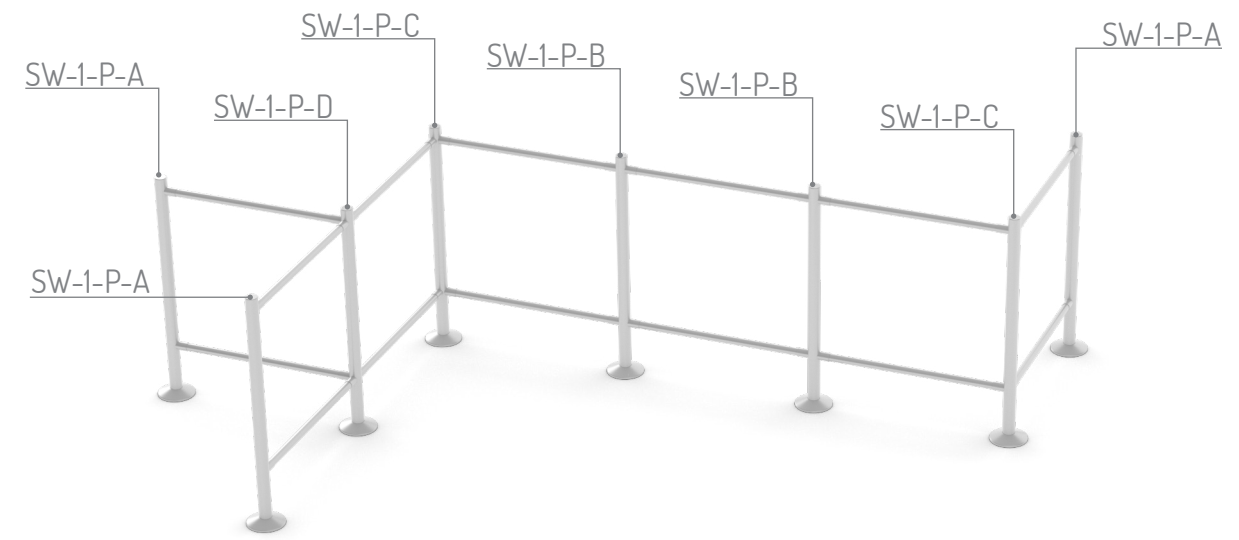
SYSTEM MODULES - SW-1-S



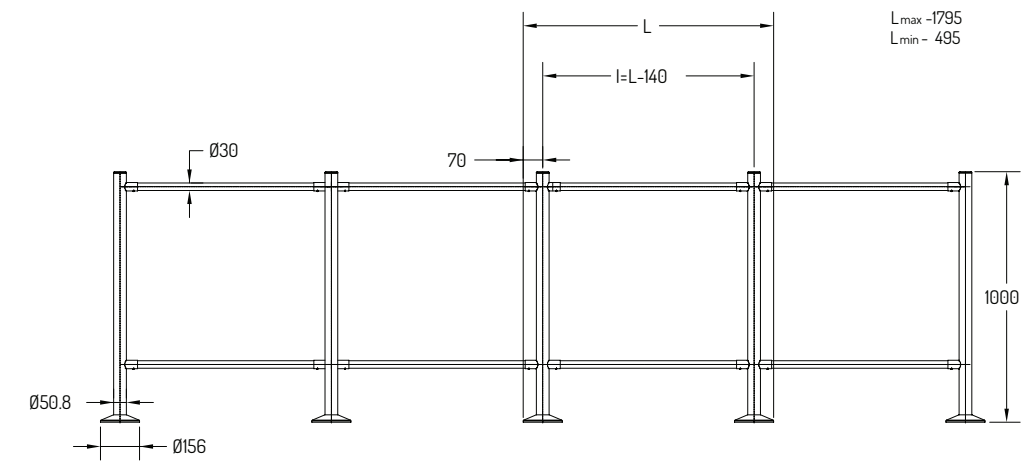
Name	View from the top	Description
SW-1		Post without joints
SW-1-S-A		Post with one connection
SW-1-S-B		Passing post
SW-1-S-C		Corner post
SW-1-S-D		Post with three joints every 90 degrees



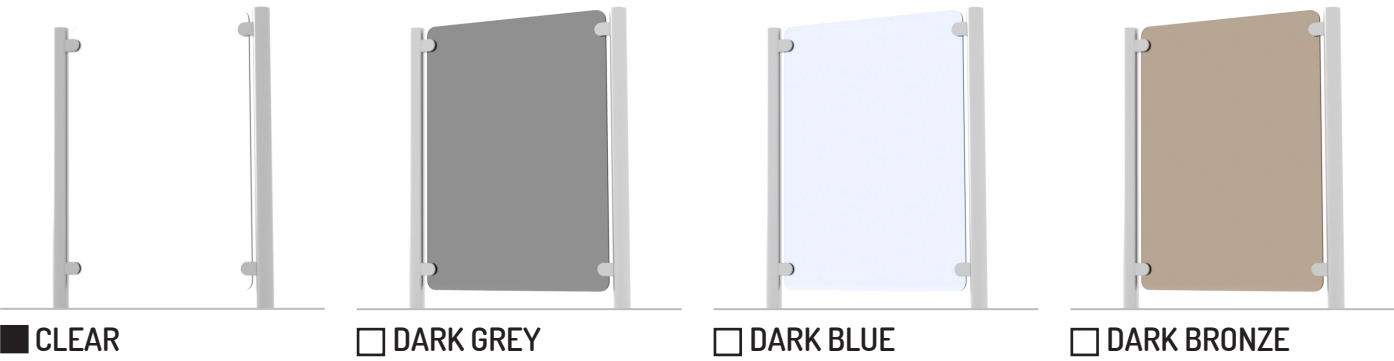
SYSTEM MODULES - SW-1-P



Name	View from the top	Description
SW-1		Post without joints
SW-1-P-A		Post with one connection
SW-1-P-B		Passing post
SW-1-P-C		Corner post
SW-1-P-D		Post with three joints every 90 degrees




# COLOURS OF GLAZING



■ Standard colour/standard finishing  
□ Non-standard colour/non-standard finishing

\*The glazing color selection option applies to models SW-1-S

# OTHER FUNCTIONS




## 1. SUPPORT THE DIRECTION OF PERSONAL MOVEMENT

SW Series barriers support the direction of personal movement.



## 2. EASY MOUNT

The foot with four mounting holes and the hood rosette allow easy mounting to the ground.



## 3. EASY TRANSPORT

SW-1 posts and glass can be dismantled to facilitate transport to the assembly site.

All information given herein are valid for the moment of publishing. GASTOP reserves the right to introduce changes to the offer herein, concerning both the models as well as their construction and equipment. This document does not constitute an offer as understood by the law and is published for information only. Equipment versions presented in this catalogue may not be available. Visualisations and photos of products presented herein may not show technical solutions adopted, properties of materials or colours used in detail. In order to define the abovementioned parameters, it is advised to turn to an authorised distributor or the device producer directly for more information.

All rights reserved Gastop Production Sp. z o.o.





EU: [GASTOPGROUP.COM](http://GASTOPGROUP.COM)  
USA: [GASTOP.US](http://GASTOP.US)

Distributor